

ASHP Influenza Planning Survey October 8, 2009

Methodology

- The survey was administered via an email invitation, linking participants to an online survey instrument.
- The survey was sent to 2,205 pharmacists identified as hospital pharmacy directors in ASHP's membership records.
- The survey was launched September 23, 2009 and closed September 30, 2009. (One reminder email was sent to nonresponders).
- A total of 371 pharmacists responded to the survey, yielding a response rate of 17%.
- The margin of error is $\pm 5\%$ at the 95% confidence level (higher when data is disaggregated).

Key Findings





- The survey finds that both patients and hospital staff are asking pharmacists the following questions:
 - Is the H1N1 vaccine safe? (Patients: 52%, Hospital Employees: 54%)
 - Do I need to get the H1N1 vaccine? (Patients: 33%, Hospital Employees: 43%)
 - Will there be enough H1N1 vaccine to around? (Patients: 27%, Hospital Employees: 27%)
- The survey finds that hospitals are preparing for possible staffing shortages caused by the pandemic by:
 - identifying minimum staffing levels (63%),
 - differentiating between critical and non-essential services (53%), and
 - planning to reassign job responsibilities (46%).

ASHP Influenza Planning Survey







- In addition, the survey reveals that nearly all pharmacy departments surveyed (95%) are collaborating with local and state health departments to coordinate H1N1 response efforts in the community.
- While pharmacists are authorized to administer vaccinations to adults, the survey also finds that 87% of respondents said their hospitals are not planning to utilize pharmacists for this service.
- The survey also shows gaps in seasonal flu vaccination rates for health care workers, with only 37% of respondents reporting vaccination rates over 70% at their hospitals.

Final Results

1. Does your department of pharmacy have...?











Answer		Response	%
An H1N1 influenza preparedness plan that is integrated into your organization's emergency preparedness plan		196	53%
A separate H1N1 influenza preparedness plan		104	28%
No formal plan		62	17%
Other (please describe)		9	2%
Total		371	100%

2. Please indicate which of the following aspects of your organization's H1N1 influenza preparedness planning efforts that the pharmacy department has participated in. (Please check all that apply.)



Answer		Response	%
Mass dispensing		255	69%
Mass immunization		169	46%
Staff counseling		140	38%
Patient counseling		94	25%
Other (please describe)		43	12%
None of the above		42	11%
Total		371	

ASHP Influenza Planning Survey




3. Does the pharmacy department have plans for the following items in case of possible staffing shortages during the H1N1 pandemic? (Please check all that apply.)

Answer		Response	%
Identification of minimum staffing levels		233	63%
Identification of critical and non essential services		196	53%
Reassignment of job responsibilities		169	46%
Use of alternative personnel (e.g., students, volunteers, retirees)		96	26%
Cross-training		95	26%
Split shifts		93	25%
Tele-pharmacy		76	20%
Alternative care sites		66	18%
Other (please describe)		15	4%
None of the above		66	18%
Total		371	

4. Does your organization plan to receive the H1N1 vaccine?

Answer		Response	%
Yes		362	99%
No		4	1%
Total		366	100%



5. Is the H1N1 vaccine supply for use for:

Answer		Response	%
a. Employees		100	27%
b. Patients		3	1%
c. Both a and b		264	72%
Total		367	100%

Only respondents who responded "yes" to question 4 were asked this question.



ASHP Influenza Planning Survey

6. Will pharmacists administer the H1N1 vaccine?








Answer		Response	%
Yes		47	13%
No		319	87%
Total		366	100%

Base: Q4 = "yes" or no answer

7. Does your organization have antivirals stockpiled (i.e., oseltamivir and/or zanamivir)?

Answer		Response	%
Yes		280	75%
No		92	25%
Total		372	100%

8. Please indicate the number of treatment courses that are stockpiled: (Click the arrow to select a range category.)

Answer		Response	%
less than 100		55	21%
100-199		34	13%
200-399		37	14%
400-599		33	13%
600-799		12	5%
800-999		9	3%
1,000 or more		83	32%
Total		263	100%

Only respondents who responded "yes" to question 7 were asked this question.

ASHP Influenza Planning Survey

9. How will pharmacy staff be educated for each of the following items regarding H1N1 influenza pandemic planning?

Question	Written communications A	Oral communications B	Both A and B C	No formal training planned D	Responses
Populations most at risk	20%	4%	70%	6%	372
Appropriate treatment and relevant policies	23%	4%	66%	8%	370
Appropriate prevention (antivirals and vaccinations) and relevant policies	21%	4%	69%	7%	369
Personal protective equipment	20%	4%	66%	10%	366
Plan for staffing shortage	12%	16%	51%	21%	366
Social distancing practices	18%	6%	60%	16%	361

10. Employees

Regarding the H1N1 vaccination, does the pharmacy department have procedures in place for the following?

Question	Yes	No	Responses
Identifying, tracking, and reporting adverse events	83%	17%	368
Identifying / tracking refusal of the vaccine	69%	31%	369
Identifying / tracking individuals who have received 1st dose and need to return for 2nd dose	53%	47%	360
Following-up for individuals requiring 2nd dose who have not returned for it	44%	56%	353

ASHP Influenza Planning Survey

11. Patients

Regarding the H1N1 vaccination, does the pharmacy department have procedures in place for the following?










Question	Yes	No	Responses
Identifying, tracking, and reporting adverse events	84%	16%	347
Identifying / tracking refusal of the vaccine	54%	46%	335
Identifying / tracking individuals who have received 1st dose and need to return for 2nd dose	35%	65%	332
Following-up for individuals requiring 2nd dose who have not returned for it	21%	79%	325

12. Does your pharmacy department have plans to collaborate with the following groups to coordinate H1N1 response efforts within the community?











Question	Yes	No	Responses
Local and/or state health departments	95%	5%	370
Other hospitals	65%	35%	346
Other health-systems	35%	65%	324
Community pharmacies	25%	75%	318
Colleges/schools of pharmacy	19%	81%	322
Other (please describe)	14%	86%	132

ASHP Influenza Planning Survey

13. What are the TOP TWO questions you are hearing from patients about the H1N1 influenza vaccination?

Answer		Response	%
Is the H1N1 vaccine safe?		194	52%
Do I need to get the H1N1 vaccine?		124	33%
Will there be enough H1N1 vaccines to go around?		100	27%
Have not received questions yet		78	21%
Do I need two separate vaccines? (H1N1 AND the seasonal influenza vaccine)		68	18%
How many H1N1 shots do I need?		53	14%
Is the H1N1 vaccine effective in prevention?		16	4%
When is the best time to get the H1N1 vaccine?		15	4%
Other (please describe)		13	3%
Total		372	

14. What are the TOP TWO questions you are hearing from employees about the H1N1 influenza vaccination?

Answer		Response	%
Is the H1N1 vaccine safe?		200	54%
Do I need to get the H1N1 vaccine?		159	43%
Will there be enough H1N1 vaccines to go around?		102	27%
Who are the priority patients to receive the H1N1 vaccine?		78	21%
Do I need two separate vaccines? (H1N1 AND the seasonal influenza vaccine)		51	14%
How many H1N1 shots do I need?		46	12%
Have not received questions yet		25	7%
Is the H1N1 vaccine effective in prevention?		23	6%
When is the best time to get the H1N1 vaccine?		16	4%
Other (please describe)		16	4%
Total		372	

ASHP Influenza Planning Survey

15. Please rate your level of agreement with the following statements.

Question	Strongly Disagree 1	2	3	4	Strongly Agree 5	Responses
My organization has been proactive in planning for the H1N1 influenza pandemic.	3%	3%	10%	40%	43%	371
Our pharmacy department has been proactive in planning for the H1N1 influenza pandemic.	3%	5%	17%	41%	34%	370

16. Is your organization using any of the following approaches to improve your seasonal influenza vaccination rate for health care workers? (Please check all that apply.)

Answer	Response	%
Immunization provided on-site during working hours	363	98%
Free immunization	346	93%
Signed declination forms for those who refuse immunization	264	71%
Promotional or educational activities on the importance of health care worker immunization	206	55%
Mandatory organizational policy	65	17%
Creative/special offer incentives (e.g., movie tickets, cafeteria vouchers) Please describe:	61	16%
Other (please specify)	14	4%
None of the above	0	0%
Total	372	




ASHP Influenza Planning Survey

17. Rate

Please indicate the seasonal influenza vaccination rate for each of the following groups at your organization, using the ranges provided in the drop-down menus:

Rate	All health care workers	Pharmacy staff
10% or less	1%	3%
11-20%	2%	2%
21-30%	2%	3%
31-40%	4%	3%
41-50%	12%	5%
51-60%	14%	6%
61-70%	20%	11%
71-80%	20%	17%
81-90%	10%	15%
91-100%	7%	26%
don't know	7%	9%
Responses	358	354

18. Does your organization take any actions/sanctions for the failure of health care workers to receive immunization?

Answer		Response	%
Yes (please describe)		42	11%
No		305	82%
Don't know		25	7%
Total		372	100%

ASHP Influenza Planning Survey






19. Please rate your level of agreement with the following statements.

Question	Strongly Disagree 1	2	3	4	Strongly Agree 5	Responses
Pharmacists should assume a leadership role in improving the seasonal influenza immunization rate for health care workers at their organizations.	2%	5%	27%	39%	28%	371
My organization is well prepared for seasonal influenza outbreaks of health care workers.	2%	7%	27%	43%	21%	372

20. Please indicate if the pharmacy department is part of your organization's seasonal influenza immunization team for:

Question	Yes	No	Responses
Planning and coordinating immunization for employees.	86%	14%	370
Advocating for health care worker immunization.	72%	28%	369
Implementing immunization for employees.	60%	40%	363

21. Which of the following best describes your work setting?

Answer	Response	%
Community (not for-profit) hospital	 260	70%
University hospital	 24	6%
For-profit hospital	 47	13%
Government hospital	 21	6%
Critical access hospital	 20	5%
Community health clinic	0	0%
Health maintenance organization	0	0%
Technology-based industry	0	0%
Other for-profit industry	0	0%
Community pharmacy	0	0%
Government agency	0	0%
Other (please specify)	0	0%
Total	372	100%

ASHP Influenza Planning Survey

22. What is the bed size of your organization?

Answer	Response	%
does not apply	2	1%
1-24 beds	15	4%
25-49 beds	35	9%
50-99 beds	50	14%
100-199 beds	81	22%
200-299 beds	59	16%
300-399 beds	33	9%
400 or more beds	95	26%
Total	370	100%

23. What is your primary position? (Please mark the one that best describes your position.)

Answer	Response	%
Director of Pharmacy	331	89%
Associate or Assistant Director of Pharmacy	21	6%
Other supervisory position	6	2%
Other primary position	6	2%
Clinical Coordinator	2	1%
Clinical pharmacist - generalist	2	1%
Staff pharmacist	1	0%
Medication safety coordinator	1	0%
Resident	1	0%
Clinical pharmacist – specialist	0	0%
Informatics/technology specialist	0	0%
Faculty	0	0%
Technician	0	0%
Total	371	100%